


Hello everybody 😊

You're all doing brilliantly. Keep up the great work.

Stay safe. Keep smiling. Take care.

From your Reception teachers



Remember reading daily is one of the best things you can do to practise your phonics. You can log in to the Oxford Owl website to view their range of ebooks too.

There are daily phonics lessons you can watch as well:

https://www.youtube.com/channel/UCP_FbjYUP_Utl_dV2K_-niWw



Monday

LO: To recognise the /ue/ graphemes

To segment and blend /ue/ words for reading and spelling

ue

ew

u_e

oo

Can you read these sounds?

Can you think of some words
with the /ue/ sound in?



come
little
there
when
were
one

Phonics


Jolly phonics songs:
<https://www.youtube.com/watch?v=U2HYM9VXz9k>

Tricky words

Can you read these words?

LO: To listen to the story 'Sam's Sandwich'.

<https://www.youtube.com/watch?v=4-vSwfshvBY>



What kind of sandwiches do you like?

What sandwiches don't you like?

Write a sentence about your favourite sandwich. Draw a picture of it.



 Monday 


Maths

LO: to say how many are left over

Grown-ups:

- Use your number flashcards
- Create a group of 5 objects
- Ask how many objects in the group
- Take two objects away
- How many are left over? Count all of them – say the number
- Challenge: set up a challenge for your grown up to complete












How many left over?



Grown ups: 7 take away 5



How many left over?

Grown ups: 9 take away 6



Tuesday

LO: To recognise the /ue/ graphemes

To segment and blend /ue/ words for reading and spelling

ue

ew

u_e

oo

Look at the next slide.

Can you read the words?

Maybe you could print/ write the words
and draw the sound buttons underneath.



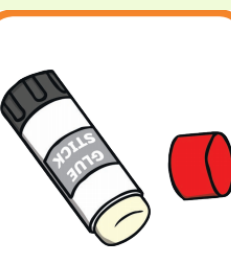




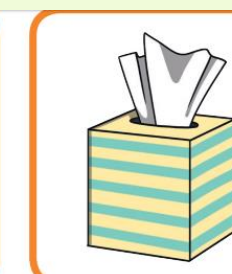



come
little
there
when
were
one




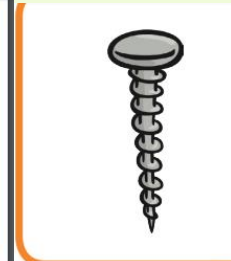


Phonics

Jolly phonics songs:
<https://www.youtube.com/watch?v=U2HYM9VXz9k>

Tricky words

Ask your grown up to read these words. Can you spell the words correctly?

								
glue	blue	true	statue	rescue	tissue	clue	cue	argue

					
grew	threw	stew	screw	blew	chew





tube



tune



perfume



flume



flute



June







LO: to explore rhyming words.

Find the rhyming pairs in the story.

Can you find the word that rhymes with the following pictures?

Challenge: See if you can write two sentences, using these words, to make your own rhyme.

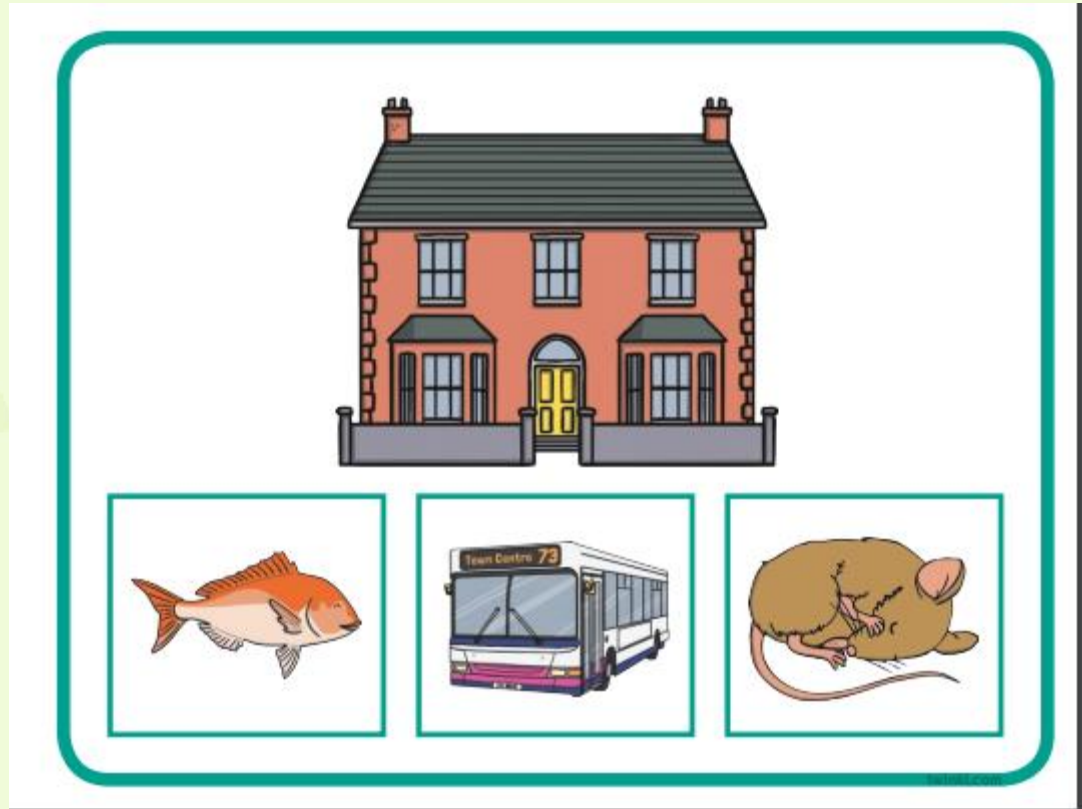



 Tuesday



English

LO: to explore rhyming words.




 Tuesday



English

LO: to explore rhyming words.



LO: to use the words 'take away'

Take away



Grown-ups:

- Recap 'left over' from yesterday
- When removing some from a group we say "take away"
- Give your child a group of objects, how many to start
- Ask them to take away a given number from the group "eight take away four leaves how many left over?"
- Challenge: ask your child to set up a challenge for you - they must know the answer before you!
- Note: if you are working on paper, ask your child to cross out the number of objects they are taking away.



Take away

Seven aliens take away 3 aliens is ... Left over






Take away



Six planets take away 3 planets is ... Left over





Take away



Ten space pebbles take away 5 space pebbles is ...
Left over



Wednesday

LO: To recognise the /ue/ graphemes

To segment and blend /ue/ words for reading and spelling

ue

ew

u_e

oo

Look at the next slide.

Ask your grown up to read the text. Shout out whenever you hear a word with an /ue/ sound. Maybe you could write a list of the words you heard.



come
little
there
when
were
one

Phonics

Jolly phonics songs:
<https://www.youtube.com/watch?v=U2HYM9VXz9k>

Tricky words

Can you write some sentences using these words? Remember finger spaces and full stops.

Dear Sue,

Look at this clue about what I did last Tuesday.

I was on Buell Avenue and I spotted a queue for Kent's biggest barbecue! As I got near, I could hear two people starting to argue about the deal that was the best value.

The people continued all day and I started to think they'd duel! I had to come to the rescue. I took my cue and formed a plan to sort out the issue. I hid next to a statue and got some glue.

To hear the rest, meet me at The Bluebird Pub next week. You will think it is not true!

See you soon!

Love Rueben x




Sue Samuel,
12 Buell Avenue,
Sheerness,
Kent
ME12 7UE




LO: to write instructions.

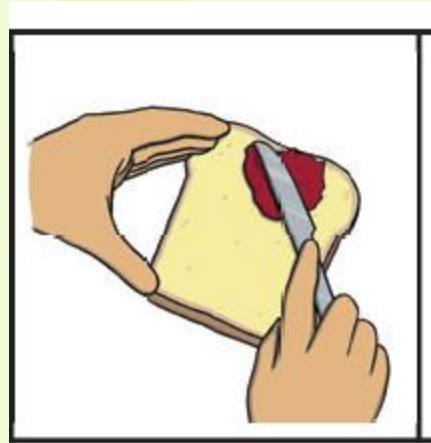
1.




2.



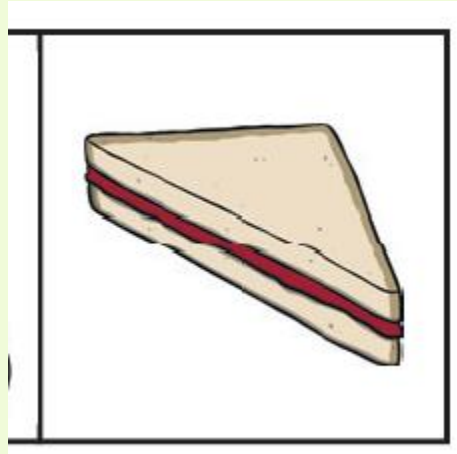
3.



4.



5.



LO: to use the symbol - for take away

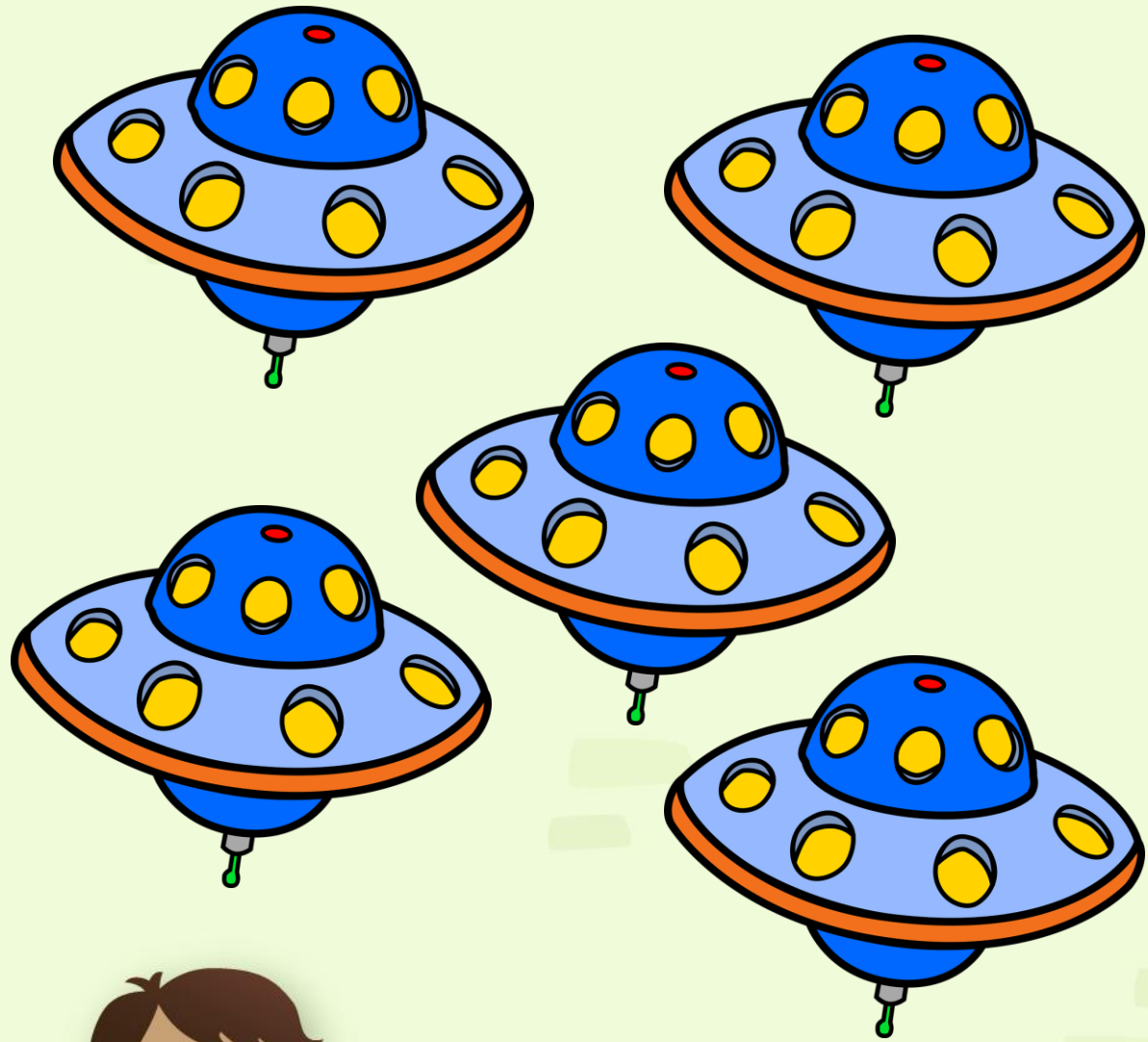
Take away

-

Grown-ups:

- Recap 'take away and left over' from yesterday
- Make a flashcard with the symbol - for 'take away'
- Other words for take away is 'subtract' and 'minus'
- Practise using objects or draw shapes on paper
- Encourage your child to use the word 'take away' in a number sentence
- Challenge: ask your child to set up groups for you to count and compare






- 2

5 space ships - 2 is ... Left over





10 stars - 7 is ... Left over



Thursday



LO: To recognise the /ue/ graphemes

To segment and blend /ue/ words for reading and spelling

ue

ew

u_e

oo

Look at the next slide.

Ask your grown up to read the text. Shout out whenever you hear a word with an /ue/ sound. Maybe you could write a list of the words you heard.



Phonics

Jolly phonics songs:
<https://www.youtube.com/watch?v=U2HYM9VXz9k>

Tricky words

Can you write some sentences using these words? Remember finger spaces and full stops.

come

little

there

when

were

one



Dear Andrew,

I am having a great time staying at my granny's house for a few days. I planted some seeds last time I was here and I can't believe how much the plants grew! I also went fishing in the pond and found a newt.

Granny needed help to put up a shelf, so I held all the screws. Then, we played cricket and I threw the ball really far! I knew I could do it!

For dinner, Granny made a yummy vegetable stew. After dinner, we had a cake with a candle on top and I blew it out.

It was a busy day and the time just flew by.

I look forward to seeing you soon.

Lots of love,


Stewart x



Andrew Green,
23 Tooley Street,
Crewe,
CW1 2DT

LO: To create a fact file.

Choose an insect from the story. Research that insect and write three facts about it.



 Thursday



Maths

LO: to use 'equals' in an taking away number sentence

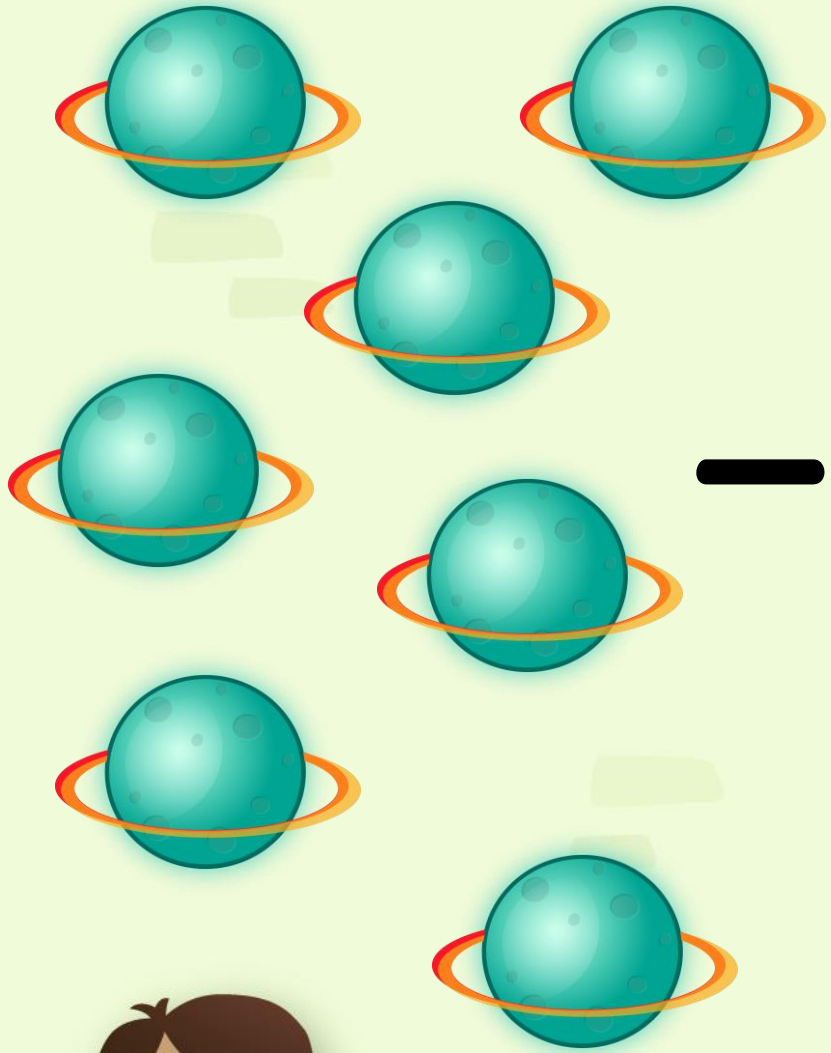
equals

=



Grown-ups: you will need number flashcards

- Show a group with a take away symbol – what does your child need to do?
- Show = symbol. Remind your child of the word “equal” it means “the same as,” it also means ‘total’ or ‘left over’
- Set up a picture number sentence
- Ask your child to say the number sentence. How many to start with? How many to take away? Select the correct number card to complete the number sentence
- Challenge: can your child draw or write a subtraction number sentence using the symbols?




$$- 5 =$$



7 planets take away 5 = (equals) ...





4



9 aliens take away 4 = (equals) ...





$$- 7 =$$

11 meteors take away 7 = (equals) ...





LO: To recognise the /ue/ graphemes

To segment and blend /ue/ words for reading and spelling

ue

ew

u_e

oo

Think of a word with /ue/ in.

Can you write a sentence with that word in.



come
little
there
when
were
one

Phonics

Jolly phonics songs:
<https://www.youtube.com/watch?v=U2HYM9VXz9k>

Tricky words

Can you write some sentences using these words? Remember finger spaces and full stops.



Friday



English

LO: to write captions.



Design a hotel for the insects.
Label the different parts.
Which insects could visit?
What kind of areas have you
designed for them?





LO: to read a take away number sentence and find how many left over

$$6 - 4 =$$



Grown-ups:

- Recap what - and = mean
- Show your child the number sentence $6 - 4 =$
- ask your child to select the correct number of objects to start with
- Get them to place the -, number card and = in the correct place
- Ask them to take away to find how many left over
- Select the correct number card for the total
- Ask your child to say the number sentence "six take away four equals two"
- Practice with other number sentence
- Challenge: ask your child to write their own subtraction

$$9 - 6 =$$



$$8 - 5 =$$



$$12 - 6 =$$



$$13 - 4 =$$





Remember:



- **Stay home.**
- **Stay safe.**
- **Be happy.**

